


TITAN

WYE STRAINER • RAISED FACE - FLANGED ENDS
ANSI Class 300 • Carbon Steel and Stainless Steel



2" YS 62-CS

Models: YS 62-CS

(Carbon Steel)

YS 62-SS

(Stainless Steel)

Size Range: 1/2" ~ 12"

WORKING PRESSURES & TEMPERATURE - NON-SHOCK

ANSI 300 Class	YS 62-CS	YS 62-SS
WOG (Water, Oil, Gas)	740 PSI @ 100 °F	720 PSI @ 100 °F
Saturated Steam	300 PSI @ 420 °F	300 PSI @ 420 °F
MAX Liquid	400 PSI @ 800 °F	350 PSI @ 1000 °F

Features:

- SELF CLEANING TYPE
- PRECISION MACHINED SCREEN SEAT
- TAPPED NPT BLOW-OFF
- DRAIN/BLOW-OFF CONNECTION FURNISHED WITH PLUG STANDARD
- OPTIONAL COVER DESIGNS (SWING, CLAMP, HINGE TYPE)
- EPOXY PAINTING IS STANDARD ON ALL CARBON STEEL UNITS
- LARGE OPEN AREA - MINIMUM 2.5X LARGER THAN CORRESPONDING PIPE
- INLET AND OUTLET BOSSES ARE PROVIDED FOR GAUGE TAPPING
- HIGH TEMPERATURE COVER GASKET IS SET IN MACHINED COUNTER BORES
- STAINLESS STEEL STRAINERS DESIGNED WITH STAINLESS STEEL NUTS AND BOLTS
- BOLTED COVER FLANGE ALLOWS EASY REMOVAL OF SCREEN FOR CLEANING
ALSO HELPS TO ENSURE PROPER ALIGNMENT OF SCREEN DURING REASSEMBLE
- RAISED FACE FLANGES WITH BOLT HOLES EITHER SPOT FACED OR BACK FACED

***Ideal Design for Petrochemical and Industrial Applications
with Higher Pressure and Temperature Requirements.***

Titan Flow Control, Inc.



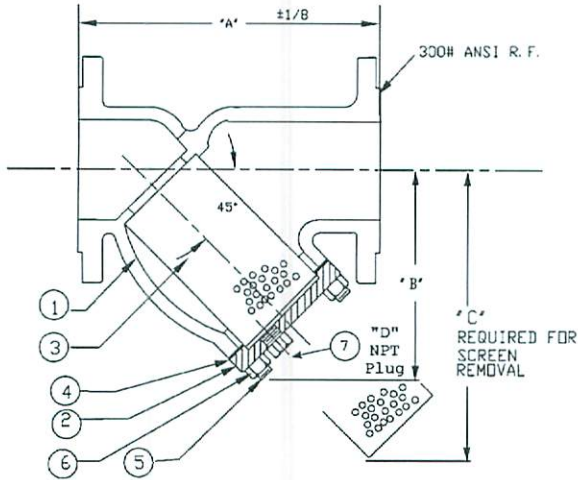
TITAN FLOW CONTROL
LUMBERTON, NC USA

WYE STRAINER

MODEL: YS 62-CS
CARBON STEEL
FLANGED - RAISED FACE

MODEL: YS 62-SS
STAINLESS STEEL
FLANGED - RAISED FACE

ANSI Class 300



BILL OF MATERIALS			
No.	PART	YS 62-CS	YS 62-SS
1	Body	ASTM A216 Gr. WCB	ASTM A351 Gr. CF8M
2	Cover	ASTM A216 Gr. WCB	ASTM A351 Gr. CF8M
3	Screen*	304 Stainless Steel	
4	Gasket*	304 Stainless Steel Spiral Wound Non-Asbestos	
5	Studs	ASTM A193-B7	ASTM A193 B8 T316SS
6	Nuts	ASTM A194-2H	ASTM A194 Gr. 8 T316SS
7	Plug	ASTM A105	ASTM A182 F316

*Recommended spare parts

Notes:

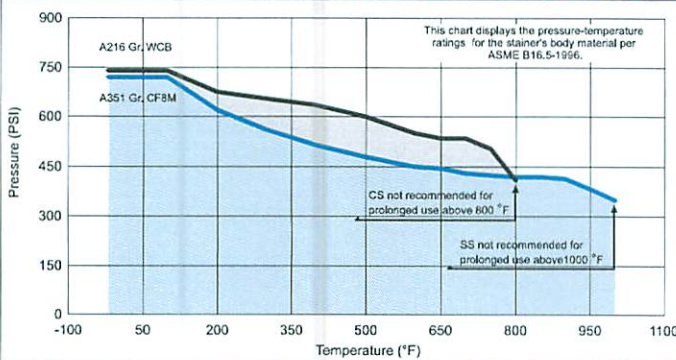
- A wide range of optional gasket materials available - C/F.
- Optional body materials available:
(LCB, WC6, WC9, 316L, Alloy 20, and Monel)
- Furnished with 1/16" raised face. Flange Finish: 125-250 AARH
- Gasket is encapsulated in machined recessed groove.

DIMENSIONS:

SIZE	in	1/2	3/4	1	1 1/4	1 1/2	2	2 1/2	3	4	5	6	8	10	12
	mm	15	20	25	32	40	50	65	80	100	125	150	200	250	300
A DIMENSION FACE TO FACE	in	6.62	8.31	8.31	10.12	10.25	9.62	10.62	12.00	14.50	19.31	19.31	23.37	27.37	32.00
	mm	169	212	212	258	261	245	270	305	369	491	491	594	696	813
B DIMENSION CTR. LINE - BOTTOM	in	3.50	3.75	3.75	5.50	5.50	5.25	6.50	7.00	8.25	11.25	13.50	15.50	18.50	21.75
	mm	89	96	96	140	140	134	166	178	210	286	343	394	470	553
C DIMENSION SCREEN REMOVAL	in	5.00	5.00	5.00	8.00	8.00	7.00	9.75	10.00	12.00	17.00	20.00	22.75	28.00	30.00
	mm	127	127	127	204	204	178	248	254	305	432	508	578	712	762
D DIMENSION NPT BLOW-OFF	in	3/8	1/2	1/2	1/2	1/2	1/2	1	1	1 1/2	2	2	2	2	2
	mm	10	15	15	15	15	15	25	25	40	50	50	50	50	50
ASSEMBLED WEIGHT	lb	7.0	10.0	13.5	26.0	26.0	25.0	40.0	52.5	90.5	161.5	185.5	300.0	480.0	728.0
	kg	3.2	4.5	6.1	11.8	11.8	11.3	18.1	23.8	41.0	73.2	84.1	135.9	217.5	329.9
Flow Coefficient	C _v	---	---	---	---	42	70	110	160	260	400	570	950	1600	2200

Dimensions, weights, and flow coefficients are for reference only. When required, always request certified drawing.

PRESSURE-TEMP: A216 Gr. WCB & A351 Gr. CF8M ANSI Class 300



TESTING: Strainers are individually, hydrostatically tested at 1.5 x the 100 °F rating, rounded off to the next higher 25 PSI measurement.

WORKING PRESSURES & TEMPERATURE - NON-SHOCK

ANSI Class 300	YS 62-CS	YS 62-SS
WOG (Water, Oil, Gas)	740 PSI @ 100 °F	720 PSI @ 100 °F
Saturated Steam	300 PSI @ 420 °F	300 PSI @ 420 °F
Max Liquid	400 PSI @ 800 °F	350 PSI @ 1000 °F

STANDARD SCREEN SELECTIONS

Sizes	Water Service	Open Area	Steam	Open Area
1/2" ~ 4"	1/16 (0.062)	41%	1/32 (0.033)	28%
5" ~ 12"	1/8 (0.125)	40%	3/64 (0.045)	36%

A wide range of optional wire mesh and perforated screens are available.

REFERENCED STANDARDS

Pipe Flanges and Flanged Fittings	ANSI B16.5
-----------------------------------	------------

Ordering Code: _____ Size: _____
 Customer/Project: _____
 Inq./P.O. No.: _____
 Titan Order No.: _____
 Certified By: _____ Date: _____

Engineering Specification Submittal

Titan FCI makes every effort to ensure the information presented on our literature accurately reflects exact product specifications. However, as changes occur, there may short-term differences between actual product specifications and the data on our literature. Titan FCI reserves the right to make specification changes to improve our products without prior notification.

WYE STRAINER • YS 62-CS • YS 62-SS

Size	Model Number	Description	Drawing No.