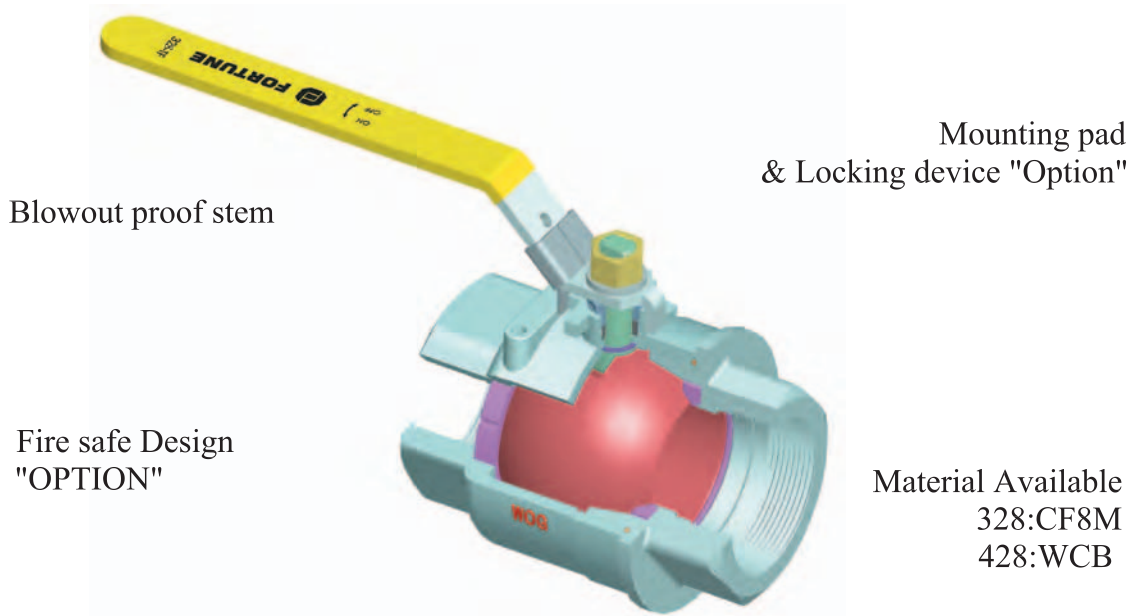


# SERIES 328/428



2 Piece Threaded Full Port 1/4"~2" 2000 WOG 2 1/2" & 3" 1500 WOG



Blowout proof stem

Mounting pad & Locking device "Option"

Fire safe Design "OPTION"

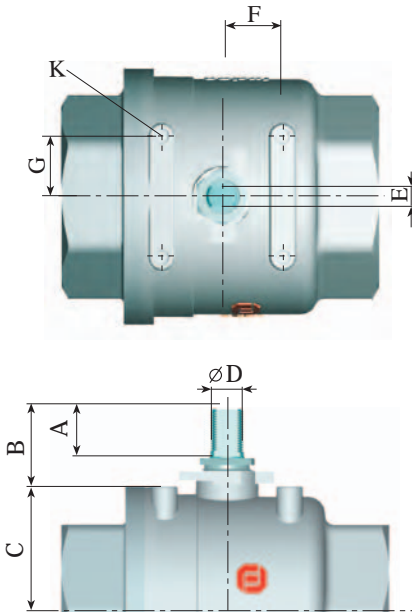
Material Available  
328:CF8M  
428:WCB

C /14.3 M5

## ACTUATOR MOUNTING DIMENSIONS

### SERIES 320/420 328/428

#### DIMENSIONS

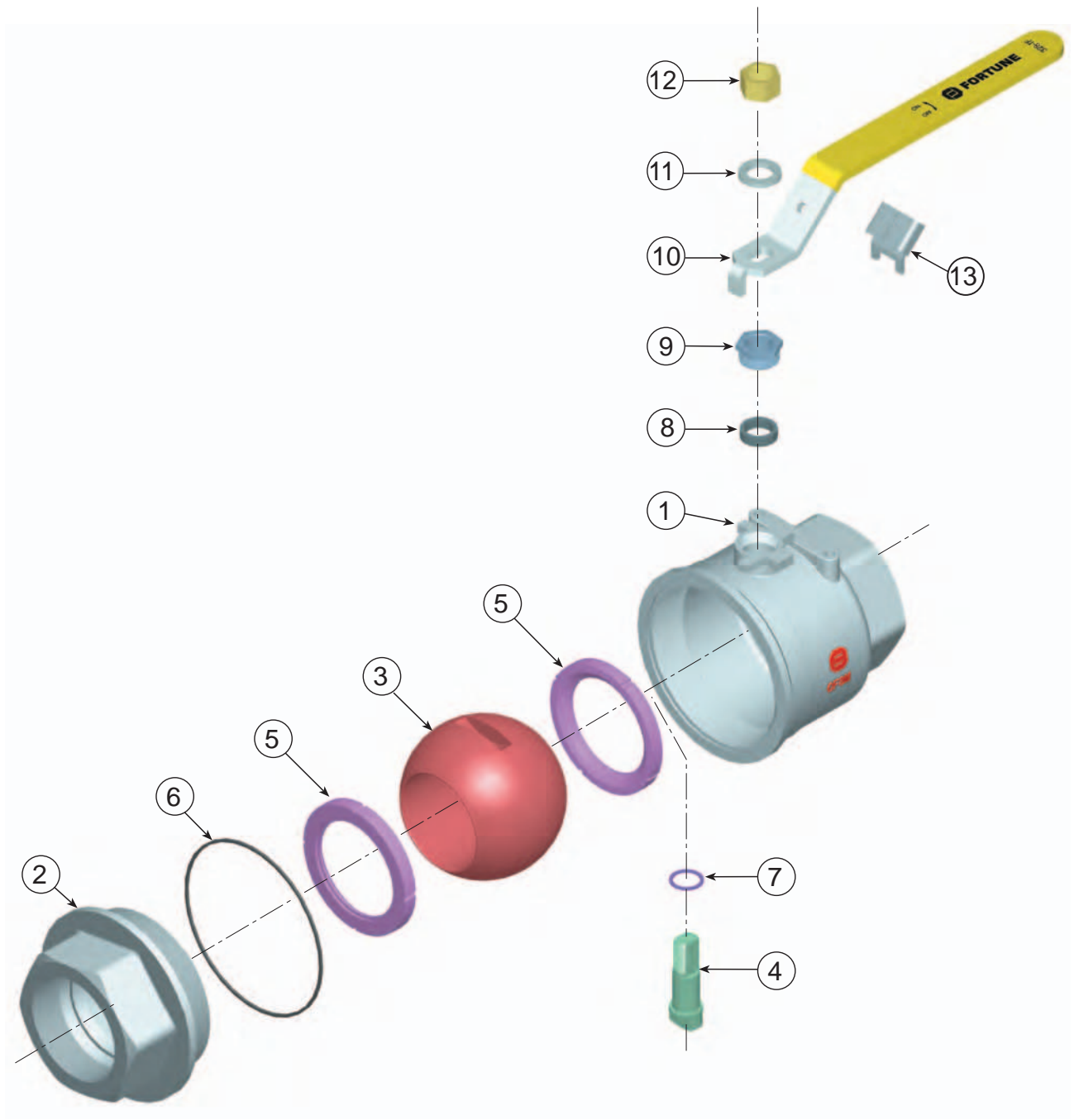


SIZE	A	B	C	D	E	F	G	K
in / DN	in / mm	in / mm	in / mm	in / mm	in / mm	in / mm	in / mm	mm
1/4 / 8	0.31 / 8.0	0.69 / 17.5	0.53 / 13.5	0.31 / 8	0.20 / 5	0.50 / 12.7	0.56 / 14.3	M5
3/8 / 10	0.31 / 8.0	0.91 / 23.0	0.55 / 14.0	0.31 / 8	0.20 / 5	0.50 / 12.7	0.56 / 14.3	M5
1/2 / 15	0.55 / 14.0	1.10 / 28.0	0.67 / 17.0	0.39 / 10	0.24 / 6	0.50 / 12.7	0.56 / 14.3	M5
3/4 / 20	0.55 / 14.0	1.12 / 28.5	0.81 / 20.5	0.39 / 10	0.24 / 6	0.87 / 22.1	0.69 / 17.4	M5
1 / 25	0.65 / 16.5	1.33 / 33.8	0.95 / 24.2	0.47 / 12	0.31 / 8	0.87 / 22.1	0.69 / 17.4	M5
1 1/4 / 32	0.65 / 16.5	1.32 / 33.5	1.20 / 30.5	0.47 / 12	0.31 / 8	0.93 / 23.6	0.75 / 19.1	MSX5 DEEP
1 1/2 / 40	0.91 / 23.0	1.64 / 41.6	1.39 / 35.4	0.63 / 16	0.39 / 10	0.93 / 23.6	0.75 / 19.1	M6X5 DEEP
2 / 50	0.91 / 23.0	1.61 / 41.0	1.73 / 44.0	0.63 / 16	0.39 / 10	0.93 / 23.6	0.75 / 19.1	M6X5 DEEP
2 1/2 / 65	1.20 / 30.5	2.11 / 53.5	2.30 / 58.5	0.79 / 20	0.47 / 12	1.38 / 35.0	1.08 / 27.5	M6X6 DEEP
3 / 80	1.20 / 30.5	2.11 / 53.7	2.69 / 68.3	0.79 / 20	0.47 / 12	1.38 / 35.0	1.08 / 27.5	M6X6 DEEP

Note: 1/4" ~ 2" : tapped 2 hole mounting pad;  
2 1/2" ~ 3" : tapped 4 hole mounting pad.

# SERIES 328/428

2000 WOG and 1500 WOG  
THREADED END CONNECTIONS



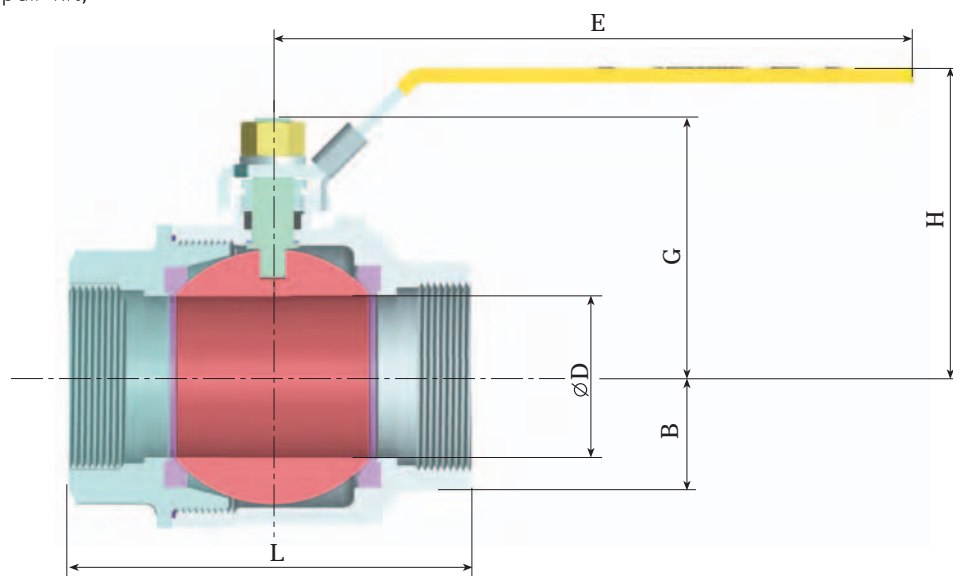
# SERIES 328/428



## MATERIALS LIST

ITEM	PART	328:STAINLESS STEEL	428:CARBON STEEL	Q' TY
1	BODY	ASTM A351 CF8M	ASTM A216 WCB	1
2	END CAP	ASTM A351 CF8M	ASTM A216 WCB	1
3	BALL	ASTM A351 CF8M	ASTM A351 CF8M	1
4	STEM	ASTM A479 316	ASTM A479 316	1
☆ 5	SEAT	RTFE	RTFE	2
☆ 6	BODY GASKET	PTFE	PTFE	1
☆ 7	THRUST WASHER	RTFE	RTFE	1
☆ 8	PACKING	PTFE / GRAPHITE	PTFE / GRAPHITE	1
9	GLAND RETAINER NUT	304SS	304SS	1
10	HANDLE	304SS	C/S PLATED	1
11	STEM WASHER	304SS	C/S PLATED	1
12	HANDLE NUT	304SS	C/S PLATED	1
13	LOCKING DEVICE	304SS	C/S PLATED	1

Note: ☆ Minor repair kit;



## DIMENSIONS

SIZE	WOG / PN	D		L		B		G		H		E	Cv	WEIGHT
		in / mm	in / mm	in / mm	in / mm	in / mm	in / mm	in / mm	in / mm	gal/min	kg			
1/4 / 8	2000 / 130	0.36 / 9	1.86 / 48	0.52 / 13	1.23 / 31	1.86 / 47	3.82 / 97	13	0.2					
3/8 / 10	2000 / 130	0.49 / 13	2.04 / 52	0.59 / 15	1.46 / 37	1.99 / 51	3.82 / 97	26	0.3					
1/2 / 15	2000 / 130	0.59 / 15	2.50 / 64	0.71 / 18	1.76 / 45	2.07 / 53	4.33 / 110	30	0.4					
3/4 / 20	2000 / 130	0.79 / 20	2.81 / 72	0.85 / 22	1.91 / 49	2.21 / 56	4.33 / 110	65	0.5					
1 / 25	2000 / 130	0.98 / 25	3.31 / 84	1.00 / 26	2.27 / 58	2.72 / 69	5.57 / 142	110	0.9					
1 1/4 / 32	2000 / 130	1.26 / 32	3.70 / 94	1.26 / 32	2.50 / 64	2.95 / 75	5.57 / 142	170	1.3					
1 1/2 / 40	2000 / 130	1.50 / 38	4.35 / 111	1.45 / 37	3.02 / 77	3.22 / 82	6.50 / 165	260	1.9					
2 / 50	2000 / 130	1.97 / 50	4.86 / 124	1.79 / 46	3.34 / 85	3.54 / 90	6.50 / 165	480	3.0					
2 1/2 / 65	1500 / 100	2.56 / 65	6.48 / 165	2.30 / 59	4.42 / 112	5.33 / 135	9.80 / 249	820	6.4					
3 / 80	1500 / 100	3.15 / 80	7.20 / 183	2.72 / 69	4.80 / 122	5.71 / 145	9.80 / 249	1200	9.5					

NOTE: "L" DIMENSION ± 0.06 in./1.5 mm

Mounting pad dimensions see page 22